


Statement Showing Shareholding Pattern

Introductory sub-table (I)(a)

Name of the Company:	HIND RECTIFIERS LTD.		
Scrip Code, Name of the scrip, class of security:	504036, HIRECT EQ		
Quarter ended:	31/03/2014		
Partly paid-up shares:-	No. of partly paid-up shares	As a % of total no. of partly paid-up shares	As a % of total no. of shares of the company
Held by promoter/promoter group	NIL	NIL	NIL
Held by public	NIL	NIL	NIL
Total - D	NIL	NIL	NIL
Outstanding convertible securities:-	No. of outstanding securities	As a % of total no. of outstanding convertible securities	As a % of total no. of shares of the company, assuming full conversion of the convertible securities
Held by promoter/promoter group	NIL	NIL	NIL
Held by public	NIL	NIL	NIL
Total - E	NIL	NIL	NIL
Warrants:-	No. of warrants	As a % of total no. of warrants	As a % of total no. of shares of the company, assuming full conversion of warrants
Held by promoter/promoter group	NIL	NIL	NIL
Held by public	NIL	NIL	NIL
Total - F	NIL	NIL	NIL
Total paid-up capital of the company, assuming full conversion of warrants and convertible securities	15057930		


FOR HIND RECTIFIERS LIMITED


 (A. K. Nemani)
 Chief Finance Officer

Statement Showing Shareholding Pattern

Category code	Category of Shareholder	Table (I)(a)						
		Number of Shareholders	Total number of shares	Number of shares held in dematerialized form	Total shareholding as a percentage of total number of shares		Shares Pledged or otherwise encumbered	
					As a percentage of (A+B)	As a percentage of (A+B+C)	Number of shares	As a percentage
(I)	(II)	(III)	(IV)	(V)	(VI)	(VII)	(VIII)	(IX)= (VIII)/(IV)*100
(A)	Shareholding of Promoter and Promoter Group2							
1	Indian							
(a)	Individuals/ HUF	0	0	0	0.00	0.00	0	0.00
(b)	Central Govt./ State Govt.(s)	0	0	0	0.00	0.00	0	0.00
(c)	Bodies Corporate	0	0	0	0.00	0.00	0	0.00
(d)	Financial Institutions/ Banks	0	0	0	0.00	0.00	0	0.00
(e)	Any Others(Specify)							
(e-i)	Directors Relatives	15	3329330	3329330	22.11	22.11	0	0.00
(e-ii)	Directors	5	3376327	3376327	22.42	22.42	0	0.00
	Sub Total(A)(1)	20	6705657	6705657	44.53	44.53	0	0.00
2	Foreign							
a	Individuals (NRI/Foreign Individuals)	0	0	0	0.00	0.00	0	0.00
b	Bodies Corporate	0	0	0	0.00	0.00	0	0.00
c	Institutions	0	0	0	0.00	0.00	0	0.00
d	Qualified Foreign Inverstor	0	0	0	0.00	0.00	0	0.00
e	Any Others(Specify)	0	0	0	0.00	0.00	0	0.00
	Sub Total(A)(2)	0	0	0	0.00	0.00	0	0.00
	Total Shareholding of Promoter and Promoter Group (A)= (A)(1)+(A)(2)	20	6705657	6705657	44.53	44.53	0	0.00
(B)	Public shareholding							
1	Institutions							
(a)	Mutual Funds/ UTI	2	1500	750	0.0100	0.01	0	0.00
(b)	Financial Institutions / Banks	3	10500	750	0.0697	0.07	0	0.00
(c)	Central Government/ State Government(s)	0	0	0	0.00	0.00	0	0.00
(d)	Venture Capital Funds	0	0	0	0.00	0.00	0	0.00
(e)	Insurance Companies	0	0	0	0.00	0.00	0	0.00
(f)	Foreign Institutional Investors	0	0	0	0.00	0.00	0	0.00
(g)	Foreign Venture Capital Investors	0	0	0	0.00	0.00	0	0.00
(h)	Qualified Foreign Inverstor	0	0	0	0.00	0.00	0	0.00
(i)	Any Other (specify)	0	0	0	0.00	0.00	0	0.00
	Sub-Total (B)(1)	5	12000	1500	0.08	0.08	0	0.00
B 2	Non-institutions							
(a)	Bodies Corporate	183	395268	381268	2.63	2.63	0	0.00
(b)	Individuals							
I	Ind-Hold nominal shr capital upto Rs.1L	6797	4005135	3410955	26.60	26.60	0	0.00
II	Ind-Hold nominal shr capital in excess of Rs.1L	10	1378100	1228100	9.15	9.15	0	0.00
(c)	Qualified Foreign Inverstor	0	0	0	0.00	0.00	0	0.00
(d)	Any Other (specify)							
(d-i)	Others	0	0	0	0.00	0.00	0	0.00
(d-ii)	Clearing member	27	21347	21347	0.14	0.14	0	0.00
(d-iii)	NRIs	115	137993	131243	0.92	0.92	0	0.00
(d-iv)	NRI Corp Bodies	0	0	0	0.00	0.00	0	0.00
(d-v)	Foreign Corp Bodies (Including FDI)	1	2400000	0	15.94	15.94	0	0.00
(d-vi)	Customers	0	0	0	0.00	0.00	0	0.00
(d-vii)	Suppliers	0	0	0	0.00	0.00	0	0.00
(d-viii)	Foreign Nationals	0	0	0	0.00	0.00	0	0.00
(d-ix)	Trusts	1	2000	2000	0.01	0.01	0	0.00
(d-x)	Foreign (Promoters)	0	0	0	0.00	0.00	0	0.00
(d-xi)	Directors	1	430	430	0.00	0.00	0	0.00
(d-xii)	Directors Relatives	0	0	0	0.00	0.00	0	0.00
(d-xiii)	Foreign Individuals (Including FDI)	0	0	0	0.00	0	0	0.00
	Sub-Total (B)(2)	7135	8340273	5175343	55.39	55.39	0.00	0.00
	Total Public Shareholding (B)= (B)(1)+(B)(2)	7140	8352273	5176843	55.47	55.47	0	0.00
	TOTAL (A)+(B)	7160	15057930	11882500	100.00	100.00	0	0.00
(C)	Shares held by Custodians and against which Depository Receipts have been issued							
1	Promoter and Promoter Group	0	0	0	0.00	0.00	0	0.00
2	Public -	0	0	0	0.00	0.00	0	0.00
	Sub-Total (C)	0	0	0	0.00	0.00	0	0.00
	GRAND TOTAL (A)+(B)+(C)	7160	15057930	11882500	100.00	100.00	0	0.00

FOR HIND RECTIFIERS LIMITED


(A. K. Nemani)
Chief Finance Officer

(I)(b) Statement showing holding of securities (including shares, warrants, convertible securities) of persons belonging to the category "Promoter and Promoter Group"

Sr. No.	Name of the shareholder	Details of Shares held		Encumbered shares (*)			Details of warrants		Details of convertible		Total shares (including underlying shares assuming full conversion of warrants and convertible securities) as a % of diluted share capital
		Number of shares held	As a % of grand total (A)+(B)+(C)	No.	As a percentage	As a % of grand total (A)+(B)+(C) of sub-clause (I)(a)	Number of warrants held	As a % Total Number of warrants of the same Class	Number of convertible securities held	As a % Total Number of convertible securities of the same Class	
(I)	(II)	(III)	(IV)	(V)	(VI)	(VII)	(VIII)	(IX)	(X)	(XI)	(XII)
1	BHARAT SWAROOP	15000	0.10	0	0.00	0.00	0	0.00	0	0.00	0.10
2	BHARTI NEVATIA	240900	1.60	0	0.00	0.00	0	0.00	0	0.00	1.60
3	KIRAN BAJAJ	153000	1.02	0	0.00	0.00	0	0.00	0	0.00	1.02
4	MADHUR BAJAJ	28920	0.19	0	0.00	0.00	0	0.00	0	0.00	0.19
5	MADHUR BAJAJ	32310	0.21	0	0.00	0.00	0	0.00	0	0.00	0.21
6	MRIDULA BAWARI	10000	0.07	0	0.00	0.00	0	0.00	0	0.00	0.07
7	NIMAI SWAROOP	7500	0.05	0	0.00	0.00	0	0.00	0	0.00	0.05
8	PRIYANKA CHHABRIA	7500	0.05	0	0.00	0.00	0	0.00	0	0.00	0.05
9	SAURABH NEVATIA	10200	0.07	0	0.00	0.00	0	0.00	0	0.00	0.07
10	SAURABH NEVATIA	1343300	8.92	0	0.00	0.00	0	0.00	0	0.00	8.92
11	SHEKHAR BAJAJ	306000	2.03	0	0.00	0.00	0	0.00	0	0.00	2.03
12	SHREEYA NEVATIA	315700	2.10	0	0.00	0.00	0	0.00	0	0.00	2.10
13	NIRAJ BAJAJ	61230	0.41	0	0.00	0.00	0	0.00	0	0.00	0.41
14	SURABHI GOLYAN	223000	1.48	0	0.00	0.00	0	0.00	0	0.00	1.48
15	SURAMYA SAURABH NEVATIA	292250	1.94	0	0.00	0.00	0	0.00	0	0.00	1.94
16	SURYANSH SAURABH NEVATIA	314500	2.09	0	0.00	0.00	0	0.00	0	0.00	2.09
17	SUSHIL KUMAR NEVATIA	1821138	12.09	0	0.00	0.00	0	0.00	0	0.00	12.09
18	SUSHIL KUMAR NEVATIA	35000	0.23	0	0.00	0.00	0	0.00	0	0.00	0.23
19	UMA NEVATIA	1443959	9.59	0	0.00	0.00	0	0.00	0	0.00	9.59
20	VEENA SITARAM SHAH	44250	0.29	0	0.00	0.00	0	0.00	0	0.00	0.29
	TOTAL	6705657	44.53	0	0.00	0.00	0	0.00	0	0.00	44.53

(*) The term "encumbrance" has the same meaning as assigned to it in regulation 28(3) of the SAST Regulations, 2011

FOR HIND RECTIFIERS LIMITED


(A. K. Nemani)
Chief Finance Officer


(I)(c)(i) Statement showing holding of securities (including shares, warrants, convertible securities) of persons belonging to the category "Public" and holding more than 1% of the total number of shares

Sr. No.	Name of the shareholder	Number of shares held	Shares as a percentage of total number of shares {i.e., Grand Total (A)+(B)+(C) Indicated in Statement at para (I)(a) above}	Details of warrants		Details of convertible		Total shares (including underlying shares assuming full Conversion of warrants and convertible securities) as a % of diluted share capital
				Number of warrants held	As a % Total Number of warrants of the same Class	Number of convertible securities held	As a % Total Number of convertible securities of the same Class	
1	DHIRAJLAL SHANTILAL MEHTA	300000	1.99	0	0.00	0.00	0	1.99
2	RAHULKUMAR BAJAJ	357000	2.37	0	0.00	0.00	0	2.37
3	BTR INDUSTRIES LTD	2400000	15.94	0	0.00	0.00	0	15.94
	TOTAL	3057000	20.30	0	0.00	0.00	0	20.30

(I)(c)(ii) Statement showing holding of securities (including shares, warrants, convertible securities) of persons (together with PAC) belonging to the category "Public" and holding more than 5% of the total number of shares of the company

Sr. No.	Name(s) of the shareholder(s) and the Persons Acting in Concert (PAC) with them	Number of shares	Shares as a percentage of total number of shares {i.e., Grand Total (A)+(B)+(C) Indicated in Statement at para (I)(a) above}	Details of warrants		Details of convertible		Total shares (including underlying shares assuming full Conversion of warrants and convertible securities) as a % of diluted share capital
				Number of warrants	As a % Total Number of warrants of the same Class	Number of convertible securities held	% w.r.t Total Number of convertible securities of the same Class	
1	BTR INDUSTRIES LTD	2400000	15.94	0	0.00	0	0.00	15.94
	TOTAL	2400000	15.94	0	0.00	0	0.00	15.94

FOR HIND RECTIFIERS LIMITED


(A. K. Nemani)
Chief Finance Officer

(I)(d) Statement showing details of locked-in shares

Sr. No.	Name of the shareholder	Number of locked-in shares	Locked-in shares as a percentage of total number of shares {i.e., Grand Total (A)+(B)+(C) indicated in Statement at para (I)(a) above}
1		0	0.00
	TOTAL	0	0.00

(II)(a) Statement showing details of Depository Receipts (DRs)

Sr. No.	Type of outstanding DR (ADRs, GDRs, SDRs, etc.)	Number of outstanding DRs	Number of shares underlying outstanding DRs	Shares underlying outstanding DRs as a percentage of total number of shares {i.e., Grand Total (A)+(B)+(C) indicated in Statement at para (I)(a) above}	Shares underlying outstanding DRs as a percentage of total number of shares {i.e., Grand Total (A)+(B)+(C) indicated in Statement at para (I)(a) above}
1		0	0	0	0
	TOTAL	0	0	0	0

(II)(b) Statement showing holding of Depository Receipts (DRs), where underlying shares held by 'promoter/promoter group' are in excess of 1% of the total number of shares

Sr. No.	Name of the DR Holder	Type of outstanding DR (ADRs, GDRs, SDRs, etc.)	Number of shares underlying outstanding DRs	Shares underlying outstanding DRs as a percentage of total number of shares {i.e., Grand Total (A)+(B)+(C) indicated in Statement at para (I)(a) above}	Shares underlying outstanding DRs as a percentage of total number of shares {i.e., Grand Total (A)+(B)+(C) indicated in Statement at para (I)(a) above}
1			0	0	0
	TOTAL		0	0	0

FOR HIND RECTIFIERS LIMITED


(A. K. Nemani)
Chief Finance Officer