


(D)(a)

Statement showing Shareholding Pattern

Name of the Company :	HIND RECTIFIERS LTD.		
Scrip Code, Name of the scrip, class of security :	504036, HIRECT, EQ		
Quarter ended :	30/09/2011		
Partly paid-up shares:-	No. of partly paid-up shares	As a % of total no. of partly paid-up shares	As a % of total no. of shares of the company
Held by promoter/promoter group	NIL	NIL	NIL
Held by public	NIL	NIL	NIL
<b>Total</b>	<b>NIL</b>	<b>NIL</b>	<b>NIL</b>
Outstanding convertible securities:-	No. of outstanding securities	As a % of total No. of outstanding convertible securities	As a % of total no. of shares of the company, assuming full conversion of the convertible securities
Held by promoter/promoter group	NIL	NIL	NIL
Held by public	NIL	NIL	NIL
<b>Total</b>	<b>NIL</b>	<b>NIL</b>	<b>NIL</b>
Warrants:-	No. of warrants	As a % of total no. of warrants	As a % of total no. of shares of the company, assuming full conversion of warrants
Held by promoter/ promoter group	NIL	NIL	NIL
Held by public	NIL	NIL	NIL
<b>Total</b>	<b>NIL</b>	<b>NIL</b>	<b>NIL</b>
<b>Total paid-up capital of the company assuming full conversion of warrants and convertible securities</b>	15057930		

FOR HIND RECTIFIERS LIMITED

  
(A. K. Nemani)  
Chief Finance Officer

(I)(a) Statement showing Shareholding Pattern

Category code	Category of shareholder	Number of share holders	Total number of shares	Number of shares held in dematerialized form	Total shareholding as a % of total number of shares		Shares Pledged or otherwise encumbered	
					As a percentage of (A + B)	As a percentage of (A + B + C)	No. of Shares	As a percentage
(I)	(II)	(III)	(IV)	(V)	(VI)	(VII)	(VIII)	(IX)=(VIII)/(IV)*100
<b>(A)</b>	<b>ShareHolding of Promoter and Promoter Group</b>							
<b>1</b>	<b>Indian</b>							
(a)	Individuals/HUFs	0	0	0	0.00	0.00	0	0.00
(b)	Central Govt./State Govt.	0	0	0	0.00	0.00	0	0.00
(c)	Bodies Corporate	0	0	0	0.00	0.00	0	0.00
(d)	Financial Institutions/Banks	0	0	0	0.00	0.00	0	0.00
(e)	Any Other							
(e-i)	Directors Relatives	13	3067590	3067590	20.37	20.37	0	0.00
(e-ii)	Directors	4	3510731	3510731	23.32	23.32	0	0.00
<b>SubTotal : (A)(1)</b>		<b>17</b>	<b>6578321</b>	<b>6578321</b>	<b>43.69</b>	<b>43.69</b>	<b>0</b>	<b>0.00</b>
<b>2</b>	<b>Foreign</b>							
a	Individuals(NRI/Foreign Individuals)	0	0	0	0.00	0.00	0	0.00
b	Bodies Corporate	0	0	0	0.00	0.00	0	0.00
c	Institutions	0	0	0	0.00	0.00	0	0.00
d	Any Other(specify)	0	0	0	0.00	0.00	0	0.00
<b>SubTotal : (A)(2)</b>		<b>0</b>	<b>0</b>	<b>0</b>	<b>0.00</b>	<b>0.00</b>	<b>0</b>	<b>0.00</b>
<b>Total Shareholding of Promoter and Promoter Group</b>								
<b>SubTotal : A = (A)(1) + (A)(2)</b>		<b>17</b>	<b>6578321</b>	<b>6578321</b>	<b>43.69</b>	<b>43.69</b>	<b>0.00</b>	<b>0.00</b>
<b>(B)</b>	<b>Public shareholding</b>							
<b>1</b>	<b>Institutions</b>							
(a)	Mutual Funds/UTI	1	750	0	0.01	0.01	0	0.00
(b)	Financial Institutions/Banks	3	10500	750	0.07	0.07	0	0.00
(c)	Central Govt./State Govt.	1	750	750	0.00	0.00	0	0.00
(d)	Venture Capital Funds	0	0	0	0.00	0.00	0	0.00
(e)	Insurance Companies	0	0	0	0.00	0.00	0	0.00
(f)	Foreign Institutional Investors	0	0	0	0.00	0.00	0	0.00
(g)	Foreign Venture Capital Investors	0	0	0	0.00	0.00	0	0.00
(h)	Any other	0	0	0	0.00	0.00	0	0.00
<b>SubTotal : (B)(1)</b>		<b>5</b>	<b>12000</b>	<b>1500</b>	<b>0.08</b>	<b>0.08</b>	<b>0</b>	<b>0.00</b>
<b>2</b>	<b>Non-Institutions</b>							
(a)	Bodies Corporate	222	489449	475449	3.25	3.25	0	0.00
(b)	<b>Individuals</b>							
I	Individuals - i. Individual shareholders holding nominal share capital upto Rs.1 lakh	6892	4084796	3436371	27.13	27.13	0	0.00
II	ii. Individual shareholders holding nominal share capital in excess of Rs.1 lakh	11	1379600	1229600	9.16	9.16	0	0.00
(c)	<b>Any Other</b>							
(c-i)	Clearing member	19	3555	3555	0.02	0.02	0	0.00
(c-ii)	NRIs	109	107901	96651	0.72	0.72	0	0.00
(c-iii)	NRI Corp Bodies	1	2400000	0	15.94	15.94	0	0.00
(c-iv)	Trusts	2	2008	2008	0.01	0.01	0	0.00
(c-v)	Directors	1	300	300	0.00	0.00	0	0.00
<b>SubTotal : (B)(2)</b>		<b>7257</b>	<b>8467609</b>	<b>5243934</b>	<b>56.23</b>	<b>56.23</b>	<b>0</b>	<b>0.00</b>
<b>Total Public Shareholding (B) = (B)(1) + (B)(2)</b>		<b>7262</b>	<b>8479609</b>	<b>5245434</b>	<b>56.31</b>	<b>56.31</b>	<b>0</b>	<b>0.00</b>
<b>Total : (A) + (B)</b>		<b>7279</b>	<b>15057930</b>	<b>11823755</b>	<b>100.00</b>	<b>100.00</b>	<b>0</b>	<b>0.00</b>
<b>(C)</b>	<b>Shares held by Custodians and against which Depository receipt have been issued</b>							
<b>1</b>	<b>Promoters and Promoter Group</b>							
1	Promoters and Promoter Group	0	0	0	0.00	0.00	0	0.00
<b>2</b>	<b>Public</b>							
2	Public	0	0	0	0.00	0.00	0	0.00
<b>SubTotal : (C)</b>		<b>0</b>	<b>0</b>	<b>0</b>	<b>0.00</b>	<b>0.00</b>	<b>0</b>	<b>0.00</b>
<b>Total of A + B + C</b>		<b>7279</b>	<b>15057930</b>	<b>11823755</b>	<b>100.00</b>	<b>100.00</b>	<b>0</b>	<b>0.00</b>


FOR HIND RECTIFIERS LIMITED

(A. K. Nemani)  
Chief Finance Officer

**(I)(b) statement showing Shareholding of persons belonging to the category  
"Promoter and Promoter Group"**

SrNo	Name of the shareholder	Total shares held		Shares pledged or otherwise encumbered		
		Number of shares	As a % of grand total (A)+(B)+(C)	Number	As a percentage	As a% of grand total (A)+(B)+(C) of sub-clause (I)(a)
(I)	(II)	(III)	(IV)	(V)	(VI)=(V)/(III)*100	(VII)
1	BHARAT SWAROOP	15500	0.10	0	0.00	0.00
2	BHARTI NEVATIA	240900	1.60	0	0.00	0.00
3	KIRAN BAJAJ	153000	1.02	0	0.00	0.00
4	MADHUR BAJAJ	61230	0.41	0	0.00	0.00
5	MRIDULA BAWARI	9460	0.06	0	0.00	0.00
6	NIMAI SWAROOP	7500	0.05	0	0.00	0.00
7	PRIYANKA CHHABRIA	7500	0.05	0	0.00	0.00
8	SAURABH NEVATIA	1348300	8.95	0	0.00	0.00
9	SHEKHAR BAJAJ	306000	2.03	0	0.00	0.00
10	SHREEYA NEVATIA	210200	1.40	0	0.00	0.00
11	NIRAJ BAJAJ	61230	0.41	0	0.00	0.00
12	SURABHI GOLYAN	223000	1.48	0	0.00	0.00
13	SURAMYA SAURABH NEVATIA	242250	1.61	0	0.00	0.00
14	SURYANSH SAURABH NEVATIA	214000	1.42	0	0.00	0.00
15	SUSHIL KUMAR NEVATIA	1760901	11.69	0	0.00	0.00
16	UMA NEVATIA	1673100	11.12	0	0.00	0.00
17	VEENA SITARAM SHAH	44250	0.29	0	0.00	0.00
<b>TOTAL</b>		<b>6578321</b>	<b>43.69</b>	<b>0</b>	<b>0</b>	<b>0</b>

FOR HIND RECTIFIERS LIMITED

  
(A. K. Nemani)  
Chief Finance Officer


**(D)(c) Statement showing Shareholding of persons belonging to the category "Public " and holding more than 1% of the total number of shares**

SrNo	Name of the shareholder	Number of shares	Shares as a percentage of total number of shares{i.e.Grand Total (A)+(B)+(C) indicated in statement at para (I)(a) above}		
1	DHIRAJLAL SHANTILAL MEHTA	300000			1.99
2	RAHULKUMAR BAJAJ	357000			2.37
3	WESTINGHOUSE BRAKE & SIGNAL HOLDINGS LTD	2400000			15.94
<b>Total :</b>		<b>3057000</b>			<b>20.30</b>

**(I)(d) Statement showing details of locked-in shares**

SrNo	Name of the shareholder	Number of locked-in shares	Locked-in shares as a percentage of total number of shares{i.e.Grand Total (A)+(B)+( C) indicated in statement at para (I)(a) above}		
1		0			0.00
<b>Total :</b>		<b>0</b>			<b>0.00</b>

FOR HIND RECTIFIERS LIMITED

  
(A. K. Nemani)  
Chief Finance Officer

(II)(a) Statement showing details of Depository Receipts (DRs)

Sr. No.	Type of outstanding DR (ADRs, GDRs, SDRs, etc.)	Number of outstanding DRs	Number of shares underlying outstanding DRs	Shares underlying outstanding DRs as a percentage of total number of shares {i.e., Grand Total (A)+(B)+(C) indicated in Statement at para (I)(a) above}
1		0	0	0.00
		0	0	0.00

(II)(b) Statement showing holding of Depository Receipts (DRs), where underlying shares held  
by "promoter/promoter group" are in excess of 1% of the total number of shares

Sr. No.	Name of the DR Holder	Type of outstanding DR (ADRs, GDRs, SDRs, etc.)	Number of shares underlying outstanding DRs	Shares underlying outstanding DRs as a percentage of total number of shares {i.e., Grand Total (A)+(B)+(C) indicated in Statement at para (I)(a) above}
1		0	0	0.00
<b>TOTAL</b>		0	0	0.00

FOR HIND RECTIFIERS LIMITED

  
(A. K. Nemani)  
Chief Finance Officer