


Hind Rectifiers Limited  
Lake Road, Bhandup (W),  
Mumbai - 400 078

CLAUSE 35

(l) (a) Statement showing Shareholding Pattern


Name of the Company : M/s.Hind Rectifiers Ltd.						
Symbol : HIRECT		Quarter ended : 30.09.2008				
Category code	Category of Shareholder	Number of Shareholders	Total number of shares	Number of shares held in dematerialized form	Total Shareholding as a percentage of total number of shares	
					As a percentage of (A+B)	As a percentage of (A+B+C)
(A)	Shareholding of Promoter and Promoter Group					
(1)	Indian					
(a)	Individuals/HUF	17	3252420	911655	43.20	43.20
(b)	Central Government / State Government(s)	0	0	0	0.00	0.00
(c)	Bodies Corporate	0	0	0	0.00	0.00
(d)	Financial Institutions / Banks	0	0	0	0.00	0.00
(e)	Any Other (specify)	0	0	0	0.00	0.00
	<b>Sub-Total (A)(1)</b>	<b>17</b>	<b>3252420</b>	<b>911655</b>	<b>43.20</b>	<b>43.20</b>
(2)	Foreign					
(a)	Individuals (Non-Resident Individuals / Foreign Individuals)	0	0	0	0.00	0.00
(b)	Bodies Corporate	0	0	0	0.00	0.00
(c)	Institutions	0	0	0	0.00	0.00
(d)	Any Other (specify)	0	0	0	0.00	0.00
	<b>Sub-Total (A)(2)</b>	<b>0</b>	<b>0</b>	<b>0</b>	<b>0.00</b>	<b>0.00</b>
	<b>Total Shareholding of Promoter and Promoter Group (A) = (A)(1)+(A)(2)</b>	<b>17</b>	<b>3252420</b>	<b>911655</b>	<b>43.20</b>	<b>43.20</b>

For HIND RECTIFIERS LIMITED

  
VINOD MARIA  
PRESIDENT

<b>(B)</b>	<b>Public shareholding</b>					
<b>(1)</b>	<b>Institutions</b>					
(a)	Mutual Funds / UTI	1	750	0	0.01	0.01
(b)	Financial Institutions / Banks	3	5250	375	0.07	0.07
(c)	Central Government / State Government(s)	0	0	0	0.00	0.00
(d)	Venture Capital Funds	0	0	0	0.00	0.00
(e)	Insurance Companies	0	0	0	0.00	0.00
(f)	Foreign Institutional Investors	0	0	0	0.00	0.00
(g)	Foreign Venture Capital Investors	0	0	0	0.00	0.00
(h)	Any Other (Specify)	0	0	0	0.00	0.00
	<b>Sub-Total (B)(1)</b>	<b>4</b>	<b>6000</b>	<b>375</b>	<b>0.08</b>	<b>0.08</b>
<b>(2)</b>	<b>Non-institutions</b>					
(a)	Bodies Corporate	194	192707	185707	2.56	2.56
(b)	Individuals -					
i.	Individual shareholders holding nominal share capital up to Rs.1 lakh	6105	2360512	1928162	31.35	31.35
ii.	Individual shareholders holding nominal shares capital in excess of Rs.1 lakh	4	463500	178500	6.16	6.16
(c)	Any Other (in transit clearing member)	36	7718	7718	0.10	0.10
(d)	NRIs	85	44408	36533	0.59	0.59
(e)	Foreign Corporate Bodies	1	1200000	0	15.94	15.94
(f)	Trust	2	1700	1700	0.02	0.02
	<b>Sub-Total (B)(2)</b>	<b>6427</b>	<b>4270545</b>	<b>2338320</b>	<b>56.72</b>	<b>56.72</b>
	<b>Total Public shareholding (B) =</b>					
	<b>(B)(1)+(B)(2)</b>	<b>6431</b>	<b>4276545</b>	<b>2338695</b>	<b>56.80</b>	<b>56.80</b>
	<b>TOTAL (A) + (B)</b>	<b>6448</b>	<b>7528965</b>	<b>3250350</b>	<b>100.00</b>	<b>100.00</b>
(C)	Shares held by custodians and against which Depository Receipts have been issued	0	0	0	0	0
	<b>GRAND TOTAL (A)+(B)+(C)</b>	<b>6448</b>	<b>7528965</b>	<b>3250350</b>	<b>100.00</b>	<b>100.00</b>


For HIND RECTIFIERS LIMITED

  
 VINOD MARIA  
 PRESIDENT

(i) (b) Statement showing Shareholding of persons belonging to the category "Promoter and Promoter Group"

Sr. No.	Name of the shareholder	Number of shares	Shares as a percentage of total number of shares {i.e., Grand Total (A)+(B)+(C) indicated in Statement at a para (i)(a) above}
1	Uma Nevatia	842800	11.19
2	Bharat Swaroop	9000	0.12
3	Sushil Kumar Nevatia	937340	12.45
4	Niraj Bajaj	30615	0.41
5	Bharati Nevatia	56950	0.76
6	Saurabh Nevatia	681150	9.05
7	Nimai Swaroop	3750	0.05
8	Surabhi Golyan	111500	1.48
9	Suramya Nevatia	108125	1.44
10	Shreeya Nevatia	90000	1.20
11	Suryansh Saurabh Nevatia	90000	1.20
12	Mridula Bawari	5200	0.07
13	Kiran Bajaj	76500	1.02
14	Madhur Bajaj	30615	0.41
15	Priyanka Swaroop	3750	0.05
16	Shekhar Bajaj	153000	2.03
17	Veena Sitaram Shah	22125	0.29
	<b>TOTAL</b>	<b>3252420</b>	<b>43.20</b>

For HIND RECTIFIERS LIMITED

  
VINOD MARIA  
PRESIDENT

**Statement showing Shareholding of persons belonging to the category "Public" and holding more than 1% of the total number of shares**

Sr. No.	Name of the Shareholder	Number of shares	Shares as a percentage of total number of shares (i.e. Grand Total (A+B+C) Indicated in Statement at a para (I) (a) above
1	Dhirajlal S Mehta	150000	1.99
2	Rahul Kumar Bajaj	178500	2.37
3	Westinghouse Brake & Signal Holdings Ltd.	1200000	15.94
	<b>TOTAL</b>	<b>1528500</b>	<b>20.30</b>

(I) (d) **Statement showing details of locked-in shares**

Sr. No.	Name of the shareholder	Category of Shareholders (Promoters / Public)	Number of locked shares	Shares as a percentage of total number of shares (i.e. Grand total (A)+(B)+(C) indicated in Statement at a para (I)(a) above
1		NIL	NIL	NIL
2		NIL	NIL	NIL
	<b>TOTAL</b>	<b>NIL</b>	<b>NIL</b>	<b>NIL</b>


(II)(a) **Statement showing details of Depository Receipts (DRs)**

Sr. No.	Type of outstanding DR (ADRs, GDRs, SDRs, etc.)	Number of outstanding DRs	Number of shares underlying outstanding DRs
1	NIL	NIL	NIL
2	NIL	NIL	NIL
	<b>TOTAL</b>	<b>NIL</b>	<b>NIL</b>

(II)(b) **Statement showing Holding of Depository Receipts (DRs), where underlying shares are in excess of 1% of the total number of shares**

Sr. No.	Name of the DR Holder	Type of outstanding DR (ADRs, GDRs, SDRs, etc.)	Number of shares underlying outstanding DRs
1	NIL	NIL	NIL
2	NIL	NIL	NIL
	<b>TOTAL</b>	<b>NIL</b>	<b>NIL</b>

For HIND RECTIFIERS LIMITED

  
 Vinod Maria  
 PRESIDENT